



Total Solution Provider in Saw Device

SF-2140T3-C26

Band 1, RF-Rx SAW Filter
Revision 1 : December 2013



- Electrical Characteristics
 - Package Dimensions
 - Testing Environment
 - Frequency Characteristics
-

SAWNICS Inc.

460 Cheonheung-ri, Seonggeo-eup, Cheonan-si, Chungcheongnam-do, 330-836 / Korea.
Tel: +82 41 550 9372 / Fax: +82 41 550 9399 / www.sawnics.com

□ Electrical Characteristics

Maximum Ratings

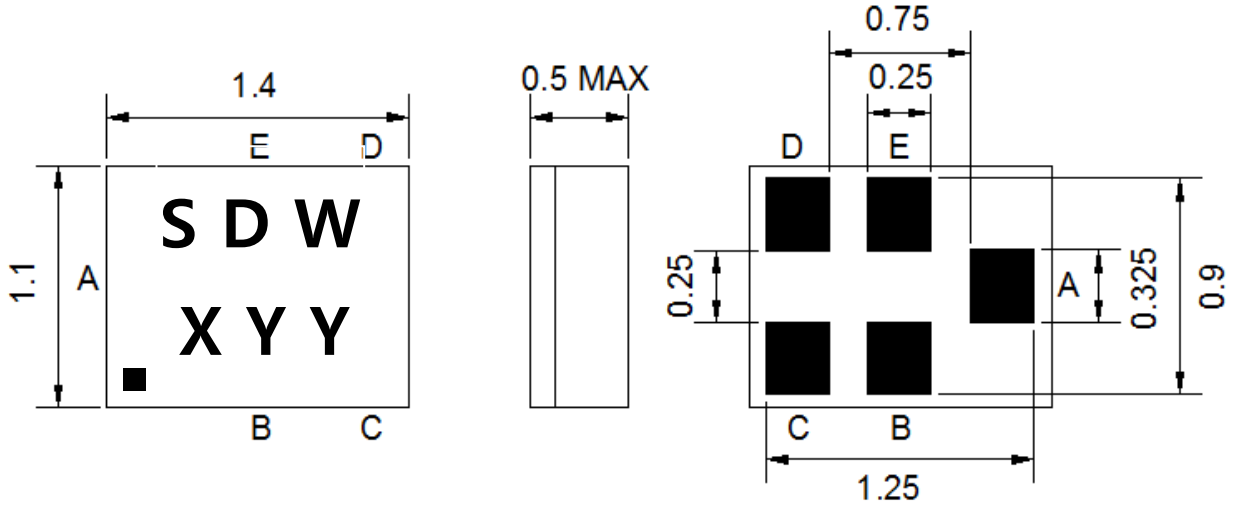
| Parameters Description | Unit | Minimum | Typical | Maximum |
|---------------------------------|-----------------|---------|-----------|---------|
| Operating Temperature Range | °C | -30 | - | +85 |
| Storage Temperature Range | °C | -40 | - | +85 |
| Maximum DC Voltage | V | - | - | - |
| Maximum Input Power | dBm | - | - | 10 |
| Source Impedance (single ended) | Ω | - | 50 | - |
| Load Impedance (single ended) | Ω | - | 50 | - |
| Package type & size | C26 | | | |
| Length x Width | mm ² | - | 1.4 x 1.1 | - |
| Height | mm | - | - | 0.5 |

Electrical Specification

| Parameters Description | Unit | Minimum | Typical | Maximum |
|---|-------------------|---------|---------|---------|
| Center Frequency (Fo) | MHz | - | 2140 | - |
| Insertion Loss within 2110.0 ~ 2170.0 MHz | dB | - | 1.9 | 2.5 |
| Amplitude Ripple within 2110.0 ~ 2170.0 MHz | dB _{p-p} | - | 0.7 | 1.4 |
| VSWR within 2110.0 ~ 2170.0 MHz | - | - | 1.9 | 2.4 |
| Attenuation: | | | | |
| 1920.0 ~ 1980.0 MHz | dB | 43 | 48 | - |
| 2040.0 ~ 2045.0 MHz | dB | 35 | 38 | - |
| 2045.0 ~ 2050.0 MHz | dB | 37 | 42 | - |
| 4220.0 ~ 4340.0 MHz | dB | 30 | 38 | - |

Notes : (1) No Matching Network .

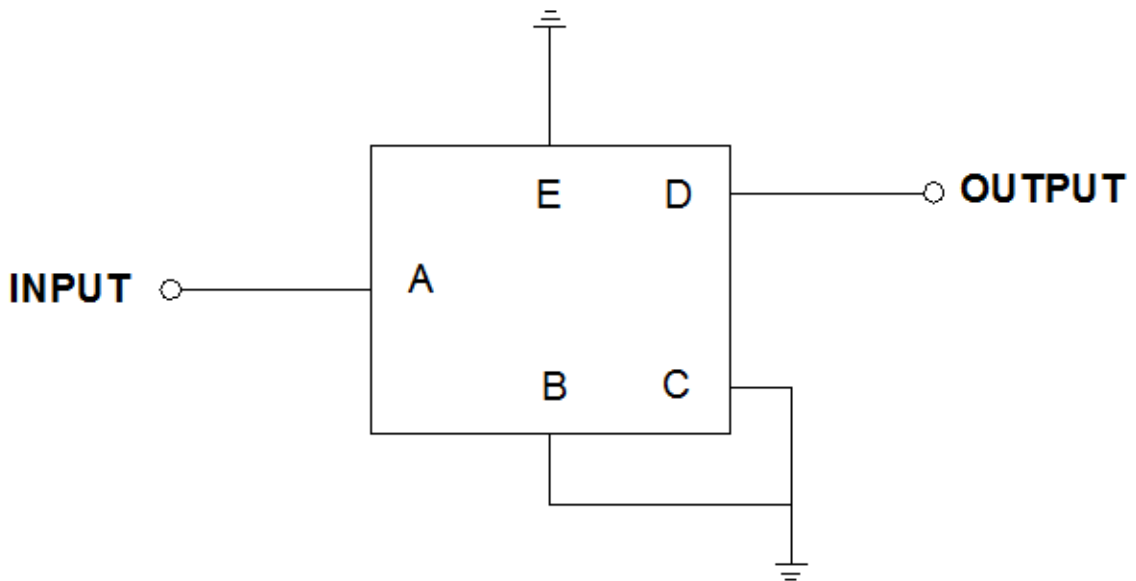
Package Dimensions



| Marking Descriptions | |
|----------------------|-----------------------|
| S | SAWNICS |
| DW | Series Number |
| X | Date Code(Year+Month) |
| YY | Lot No |

| Pin Description | |
|-----------------|--------|
| B, C, E | Ground |
| A | Input |
| D | Output |

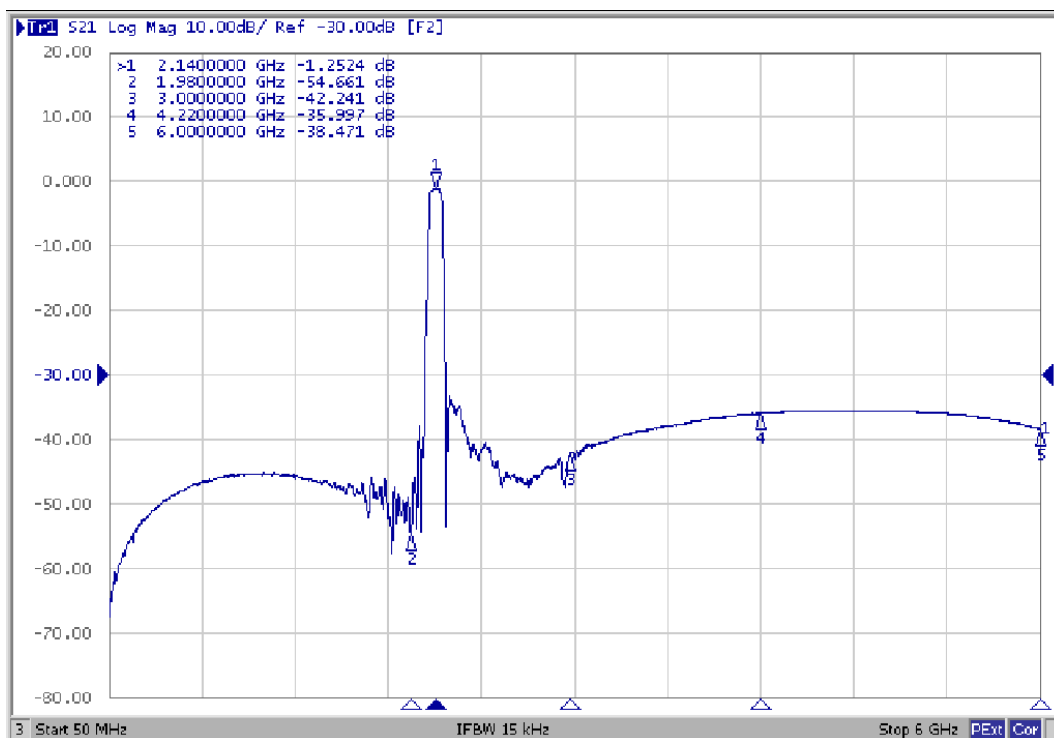
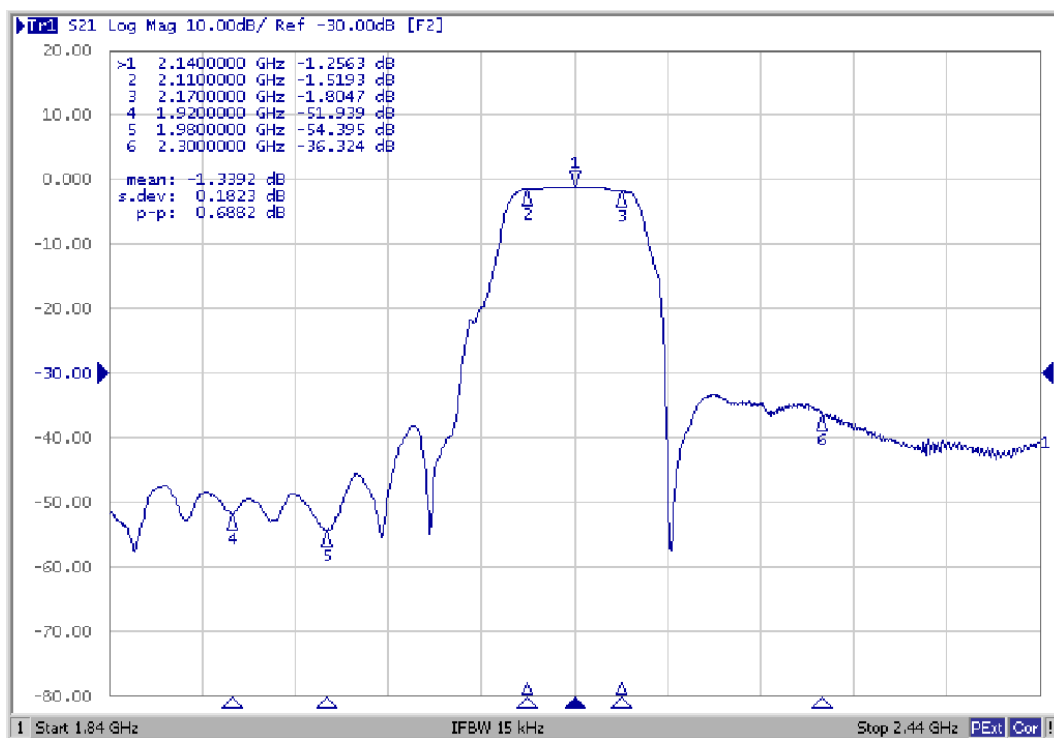
Testing Environment



Source & Load Impedance: 50 Ω

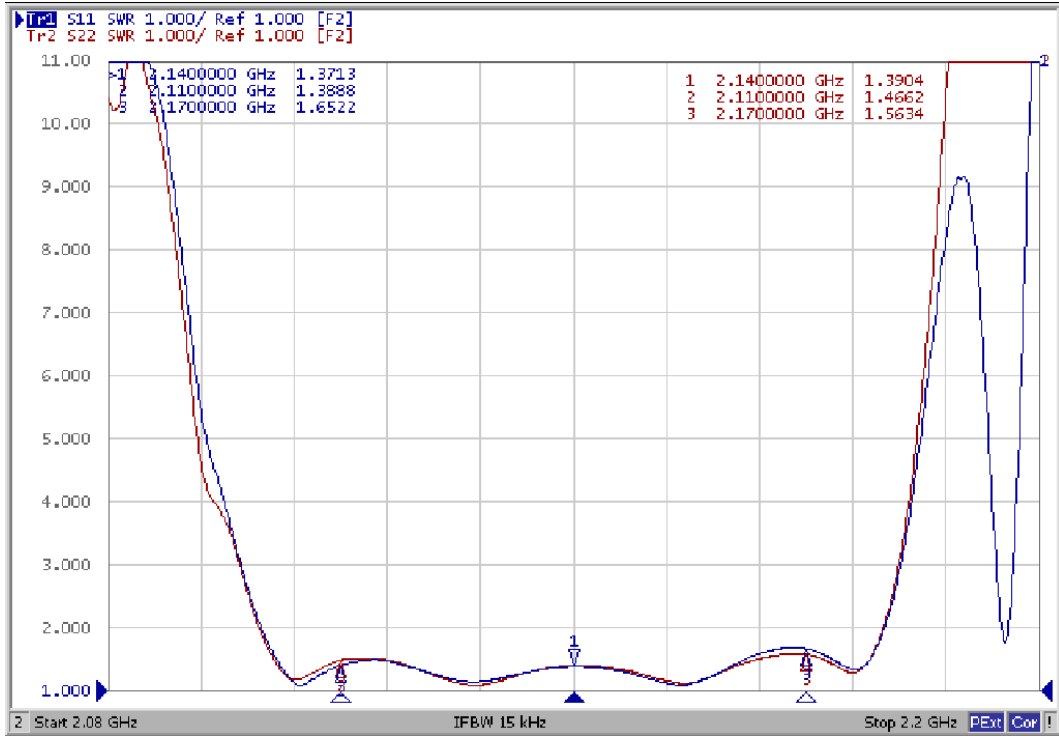
Frequency Characteristics

Frequency Response

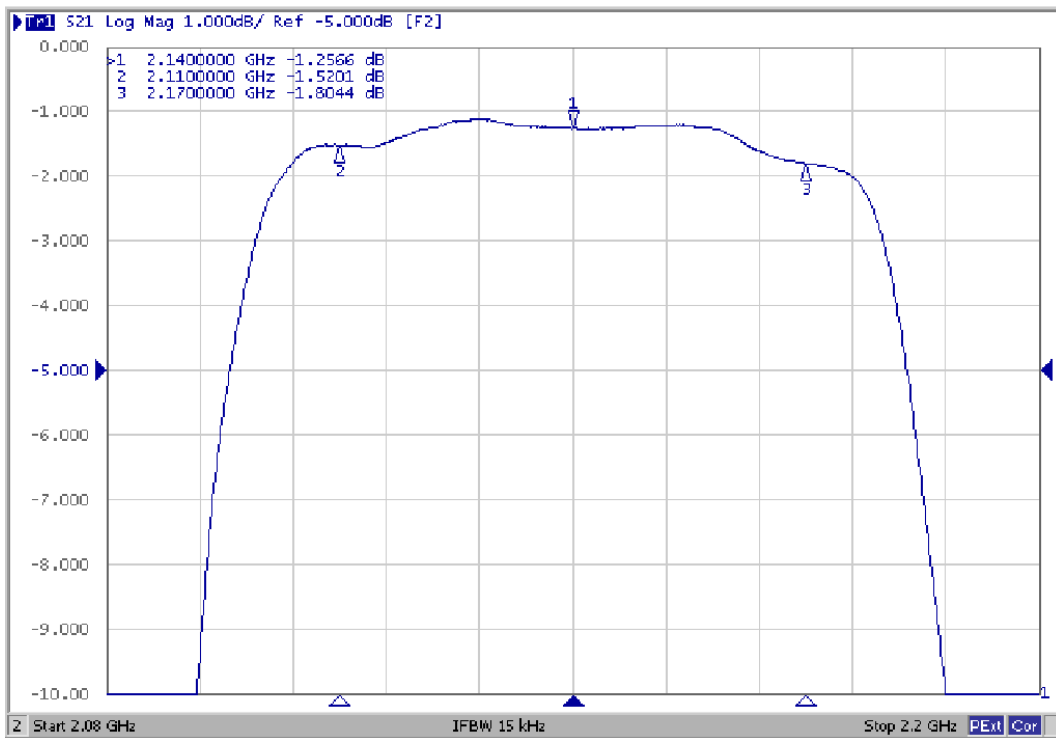




VSWR



Ripple



Smith Chart

